

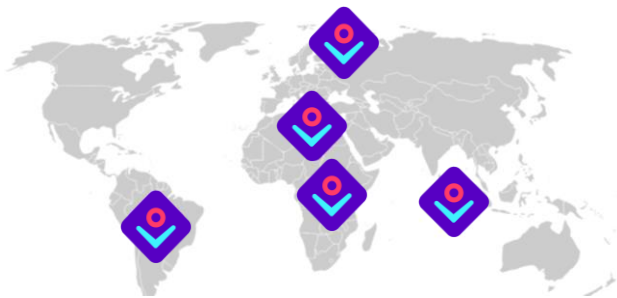
## atingi: The BMZ's Free Digital Learning Platform

### About atingi

atingi is a **free, multilingual** and **GDPR-compliant state-of-the-art Learning Management System (LMS)** which offers an effective, scalable and sustainable way to implement digital learning.

Commissioned by the 'German Federal Ministry of Economic Cooperation and Development' ([BMZ](#)) atingi is designed for international development cooperation and developed & maintained by the [GIZ](#).

Both **GIZ projects & external organizations** can **use atingi 100% free of charge** to implement capacity building via digital learning programs - provided their courses are free-of-charge and target groups are **learners age 16+** who reside in **Latin America, MENA, Sub-Saharan Africa, Asia or Eastern Europe** - to:



- **Access** and / or **adapt** the **300+ existing public courses**, which range thematically from AI, digital skills, health, entrepreneurship, to tourism & more!
- **Develop & upload** free digital learning content

### Advantages of using atingi

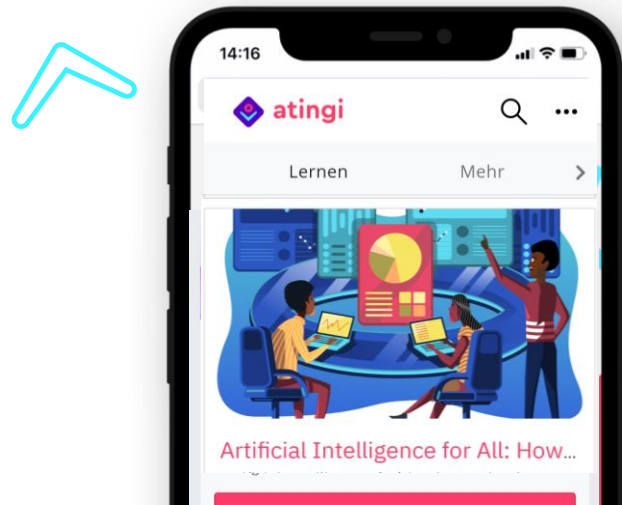
**Flexible:** Whether **tutored, self-paced, blended, peer-to-peer, or gamified** – atingi enables all instructional formats except VR & AR. It also has in-built reporting.

**Cost-saving:** atingi is provided free of charge, including hosting, support and M&E tools and can save up to EUR 280,000 for a 3-year project with LMS requirements.

**Time-saving:** By eliminating the need for design, tendering and setup of an LMS, a project can be implemented up to 24 months faster by using atingi.

**Supported:** Benefit from free technical support and guidance of the atingi team, plus exchange with our **fast-growing partner network of 100+ GIZ projects and 100+ external partners** who are already using atingi.

**Scalable:** Host e.g. webinars for up to 3,000 people and make your content reach more beneficiaries via our more than 300,000 registered learners.



**Accessible:** atingi is browser-based and can be used without installation on any desktop, laptop, tablet or smartphone. Courses **can also be accessed offline** via our Android app or the 'atingi box'.

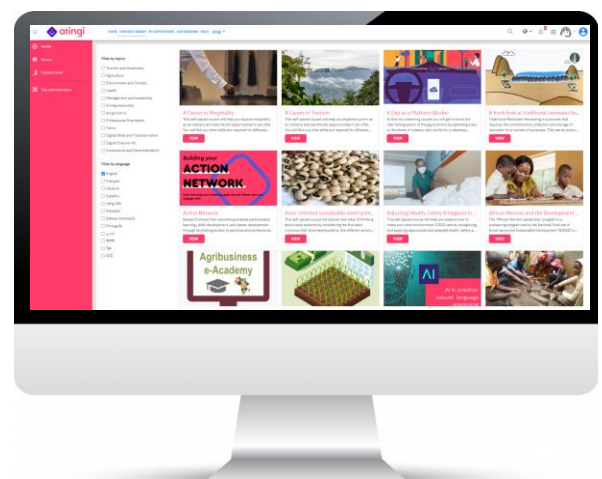
**Multilingual:** The interface is available in 7+ languages and over 100 languages can be added upon request.

**Certified:** atingi offers 2 formats for certification: a customizable PDF-based certification or Open Badges (the latter are suitable for digitally advanced learners).

**User-friendly:** atingi's user interface is easy to navigate and based on the globally established Moodle Workplace open-source system.

**Manageable:** Admins can import existing digital content into their course or create it from scratch. Courses can be made available for the **public or non-public** exclusively for a specific user group.

**Sustainable:** Partners can adapt & reuse existing public courses for their target group in a resource-saving manner via Creative Commons licenses.



## atingi's Supported Learning Features

 <p>Appointment booking</p> <p>Booking system for web conference sessions</p>	 <p>Assignment</p> <p>Enables learners to submit work to their teacher for grading</p>	 <p>Attendance</p> <p>Enables tracking of student attendance</p>	 <p>BigBlueButtonBN</p> <p>Tool for web conferencing incl. recording, whiteboard, etc</p>	 <p>Chat</p> <p>Real-time discussions that can be saved &amp; scheduled</p>	 <p>Checklist</p> <p>To do list list for learners</p>
 <p>Choice</p> <p>Allow students to vote on a question</p>	 <p>Course certificate</p> <p>PDF that can be customised to liking; issued automatically</p>	 <p>Database</p> <p>Collaboratively build, search &amp; rate a bank of data entries</p>	 <p>Etherpad Lite</p> <p>Collaborative real-time document editing</p>	 <p>External tool</p> <p>Mirror atingi courses in your own Moodle LMS / vice versa</p>	 <p>Feedback</p> <p>Design Custom surveys with various question types for M&amp;E</p>
 <p>Forum</p> <p>Learners can discuss in &amp; subscribe to different forums</p>	 <p>Glossary</p> <p>Create, browse &amp; comment a list of definitions</p>	 <p>Group choice</p> <p>Learners can enrol in different groups</p>	 <p>H5P</p> <p>Offers additional <u>50+ interactive activities</u> (image hotspots, in-video quizzes, games,...)</p>	 <p>Lesson</p> <p>Enables design of adaptive learning &amp; scenario simulations</p>	 <p>Quiz</p> <p>Single/multi-choice questions, question banks, hints, etc</p>
 <p>Reengagement</p> <p>Auto-reminder for learners to complete activities or return to course</p>	 <p>SCORM package</p> <p>Upload content that was authored in external authoring tools</p>	 <p>Subcourse</p> <p>Aggregate grades from multiple courses</p>	 <p>Survey</p> <p>COLLES &amp; ATTLS surveys; questions cannot be customized</p>	 <p>Wiki</p> <p>Collaborative tool for adding &amp; editing pages</p>	 <p>Workshop</p> <p>Peer assessment activity based on grading scale specified by the teacher</p>
 <p>Book</p> <p>Multi-page resource table of contents; embed multimedia</p>	 <p>File</p> <p>Upload files to the course which learners can download</p>	 <p>Folder</p> <p>Group related files into a private or public folder</p>	 <p>URL</p> <p>Add a link with various display options (new tab, window, ...)</p>	 <p>Label</p> <p>Visually pleasant way to embed multimedia, page breaks etc</p>	 <p>Page</p> <p>Trainers can create pages containing multimedia</p>

# atingi's Technical Specifications



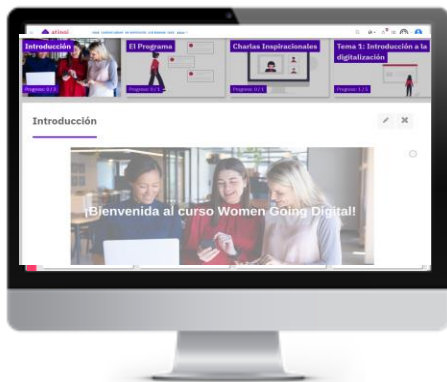
## System

### Moodle-based learning management system

- Version: Moodle Workplace 3.9
- For more info: [Moodle Docs](#)
- Recommended Browsers: Google Chrome and Microsoft Edge (other browsers might display course content incorrectly)
- high-availability platform with scheduled downtime once per month on a Sunday for software updates.

### 500+ integrated Plug-ins

- Standard Moodle plugins e.g. for standard activities and resources
- **77 extra plugins**, the most important ones being: BigBlueButtonBN, Attendance, Appointment, Course Certificate, Open Badges, Reports, Invitation Enrolment, Multifactor Authentication, Tiles Format



### Mobile App for Android:

- Based on the Moodle app
- Current version: 3.9.4
- Required **Android version: 4.4 or higher**
- [Mama atingi shop](#) is another app by atingi

### Supported formats for import of question banks:

- Aiken Format, Blackboard, Embedded answers (Cloze), Examview, Gift Format, Missing word Format, Moodle XML Format, WebCT Format

### Languages:

- Currently **8 system languages** are installed: English, French, German, Spanish, Portuguese, Arabic, Vietnamese and Ukrainian
- Moodle offers [language packs](#) for **100+ languages** which can be installed upon request; atingi will be adding more languages
- **Courses can be offered in any language**, even if it might not be a system language; currently there are courses available in English, French, German, Spanish, Portuguese, Arabic, Vietnamese, Mandarin, Kiswahili, Khmer, Bengali and Bahasa Indonesia

### Supported Learning Certification Formats:

- **PDF Course Certificate**: auto-issued, with course name, learner name, date, **verification URL**, and **unique certification ID**
- **Open Badges**: customizable image that leads to a unique link website that explains in detail the learners' skills and achievements; can be shared via LinkedIn and endorsed by employers; provided by **Open Badge Factory**

### Supported File formats:

- All **standard file formats** can be uploaded to a course on atingi. Such as DOCX, PDF, JPG, PNG, GIF, MP4, MOV, MP3, M4A, CSS, XLSX
- Supported file formats that can be used within **H5P** are listed [here](#)
- For ready-made content **SCORM** packages from version **1.2**, **IMS** or **XML** files can be imported to atingi

### File Upload Size:

- General upload limit on atingi is **4GB**.
- For mobile-friendly use, the recommended **maximum file size** is at **2MB** for mobile data use and 20MB for Wifi connection

# atingi's Digital Learning Certificates & Badges



## Choose your certification format!

At atingi, **every course is required to offer a digital credential** that learners can earn to have evidence of their obtained skills & knowledge. You have **two different 'formats' you can pick from:** the 'atingi certificate' versus the 'atingi Open Badge'. Here you will find an explanation of each, as well as Pros & Cons **depending on your project's & beneficiaries' needs.**



## atingi Certificate

The atingi certificate is a simple, **customisable, PDF**, which is automatically issued to the learner once it has been inserted as an 'activity' into your course.

**Pros:** The atingi certificate can be...:

- ✓ **designed** by the admin to fit your visual preference in terms of background image, logos, orientation (vertical/horizontal), shape (rectangular / square) & size, text font, dynamic text fields, etc.
- ✓ issued upon **completion** of an entire **course**, or after completion of a single **module**
- ✓ **acknowledged by employers** by adding their logo
- ✓ **viewed** by the learner inside the atingi platform
- ✓ **exported** by the admin or learner as a PDF to email
- ✓ **printed** for employers who like a paper-certificate
- ✓ **verified** by facilitators & admins of its authenticity via the ID number printed onto the certificate; the verification page lists all the details for the certificate so that you can manually verify the copy

**Cons:**

- While it still takes some skill, it is relatively easy to **fake** a certificate; all it takes is a Word or Photoshop editing software plus access to a reference certificate issued to someone else.
- **Competencies** acquired are not clearly specified

## atingi Open Badge

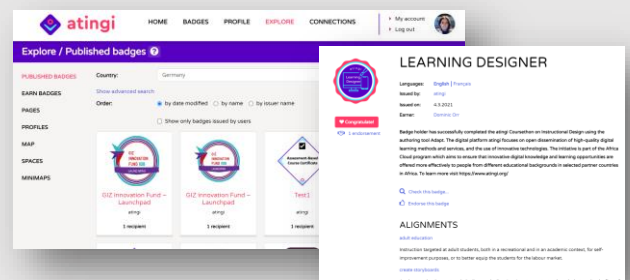
An *Open Badge* is a **digital image** that contains a unique link to a **website** which **describes the competencies** a learner acquired to earn it (example badge above). The use of these open-source badges is growing; as of 2021, 43 million Open Badges have been issued.

**Course admins can...**

- ✓ **describe learning achievements** on it properly and in detail, rather than being limited to an A4 page
- ✓ **design the 'badge' image** which is displayed in the upper left corner next to the text description
- ✓ **link it back to the actual proof of mastery** that the earner submitted and the issuer approved.

**Learners can:**

- ✓ **collect** badges earned in courses on atingi /other e-learning platforms in their digital portfolio '**Passport**'



- ✓ **share** their badges in **CV/ social media** as **link**
- ✓ **print** the badge document as a PDF / on paper

**Educational institutions & employers can:**

- ✓ **verify** the badge authenticity through a simple link
- ✓ **view detailed information** on how the badge was earned (assignments completed, skills earned, etc)
- ✓ **endorse** badges in a traceable way via a form

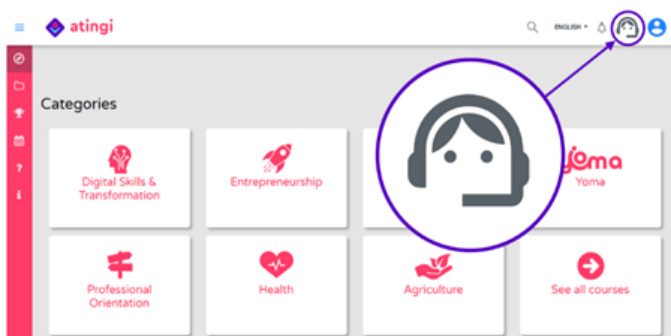
**Cons:**

- **Badge description layout is currently not as customizable** as that of the atingi certificate PDF.
- **Learners need to be tech savvy** (i.e. able to use email & social media) **to navigate the world of digital badges & the atingi passport**
- **More work** as learning outcomes need to be defined

### Technical Support

Every Partner gets a named Partner Account Manager who accompanies them from start to finish of their Partner Journey. Please note that services are available during official business hours 9am-5pm CET.

- **Technical Guidance Documents:** PDFs about how to create & manage courses as course administrator
- **Partner Support Centre:** located inside the atingi Learning Management System (LMS), it contains videos explaining how to use the LMS, from setting up a course to viewing reports
- **Helpdesk:** allows filing technical issues via ticketing system (see picture)
- **Email:** Email [atingi@giz.de](mailto:atingi@giz.de) only for things unresolved via your partner account manager/self-service tools



To avoid urgent support requests during important partner events such as mass registration of learners, please provide advance notice to your partner account manager so that resources can be reserved in advance.

### Software Customization

- **Feature Requests:** We are always happy to listen to requests; yet while there is opportunity to influence the product roadmap, the request must fit into the strategic direction of atingi. Turnaround times vary significantly based on the complexity of the development request.
- **Customization:** customization of the look and feel of atingi is not possible, however the look and feel of one's courses is 100% in control of the partner as long as they meet minimum quality criteria; this means that e.g. branding is permitted via placing the brand's logos and colours across the course. HTML programming skills allow for additional customization of the course overview look & feel if desired.



### Didactic Guidance

If you wish to develop your own content, these are the supporting resources we offer:

- **Self-service [Course Lab](#):** Located inside the atingi LMS, it offers capacity building resources that help you and your instructional designers develop high quality e-learning content. Resources include:
  - Certified courses on "Learning Design", "Basics of digital learning" and other topics
  - Guides about different e-learning authoring software tools for content creation, to templates for storyboarding & more!
  - An online community where you can exchange best practices & more!
- **Didactic Guide Documents:** give basic guidelines on Instructional Design best practices, e-learning cost calculations, the concept of Open Educational Resources, Quality Assurance & more!

#### Content Service Provider Management:

- We recommend posting your service provider need on GIZ's [Leverist](#) platform.
- If you are a GIZ project that wishes to outsource content development and needs guidance on how to develop Terms of Reference for tendering, service provider recommendations etc. then you can contact Lukas Boettcher from the FMB department.

### The 'atingi box'

The atingi box enables **offline access to the [atingi learning platform](#)** in areas with no or low internet connectivity for up to **15 devices simultaneously**. It is a [Raspberry-Pi](#) based micro server solution and perfect if you wish to train large groups on-site but offline in locations that have overall stable electricity access.

- ✓ **Offline** - it creates a **local internet hotspot** making the LMS and its content accessible offline in a room
- ✓ **Accessible** from **any browser-enabled device** (tablet, laptop, desktop, smartphone)
- ✓ **Minimal synchronization** with the internet required (e.g. once a month, or less if desired).
- ✓ **Portable** - can easily be carried from one classroom to the next; it is small & lightweight!



### How does the atingi box work?

1. While connected to wifi, a **micro-SD card (min. 8 GB, max. 128GB)** is pre-loaded with the Raspberriy Pi OS, atingi LMS & desired courses.
2. The SD card is inserted into micro-SD card slot of the **microcomputer**.
3. The box creates a local hotspot whose wifi **any browser-enabled device** can connect to.
4. **Connect your devices** with the wifi created from the atingi box, open the browser and **go to <https://online.atingi.org/> as if you were online!**
5. **atingi box is regularly synchronized** by bringing it to a wifi-connected location e.g. once a month to ensure learner progress is uploaded & content/software updates are downloaded.



### How to get the atingi box?

1. **Pick the courses** that you would like to be able to access offline! You can pick as many as you like.
2. **Pick the hardware configuration for your needs!** Atingi advises you in this step. The most affordable atingi box costs \$25; the more powerful ones \$100. The difference in costs comes from the different configurations: e.g the cheapest ones have less RAM and a slower processing chip, fewer USB ports, etc. Costs for boxes are to be covered by partner.
3. **Locally order your atingi box!** Go to the Raspberry Pi [products page](#) and choose the product(s) you want to buy. Then select your country from the drop-down menu to view approved resellers for your country. atingi can advise you on writing the Terms of Reference for procurement.
4. **Receive the atingi SD Card.** atingi sends you the desired number of micro-SD cards pre-loaded with the [Raspberriy Pi OS](#), atingi LMS & desired courses. Plug them into the boxes' SD card slot.
5. **Switch it on!** There is no on/off switch - to switch on, just plug it in! The device needs to be powered with a 5V power supply with a USB connector.

Interested in using or partnering with atingi? Email us at [atingi@giz.de](mailto:atingi@giz.de)!